

# 2022 IN REVIEW

## REVENUE (S\$'000)

2022: \$1,515,311  
2021: \$1,310,842  
2020: \$1,230,947



## GHG EMISSIONS (tCO<sub>2</sub>e)


2022: 765,503  
2021: 792,483<sup>1</sup>  
2020: 540,103



## GHG INTENSITY (tCO<sub>2</sub>e/\$M)

2022: 505.2  
2021: 604.6<sup>2</sup>  
2020: 438.8





## FUEL CONSUMPTION (L)

2022: 134,131,446  
2021: 133,538,848  
2020: 139,146,555

## ELECTRICITY PURCHASED (kWh)<sup>3</sup>

2022: 408,298,271  
2021: 420,974,535  
2020: 423,723,537



## WATER CONSUMPTION (MEGALITRES)

2022: 1,014  
2021: 1,028  
2020: 1,040

## RENEWABLE ELECTRICITY GENERATED (kWh)

2022: 4,319,802  
2021: 2,393,358  
2020: 1,743,025



1 In 2022, we undertook a detailed assessment of our GHG inventory to include scope 3 emission from 2021  
2 In 2022, we undertook a detailed assessment of our GHG inventory to include scope 3 emission from 2021  
3 Excludes solar energy that SBS Transit generates and consumes

# 2022 IN REVIEW

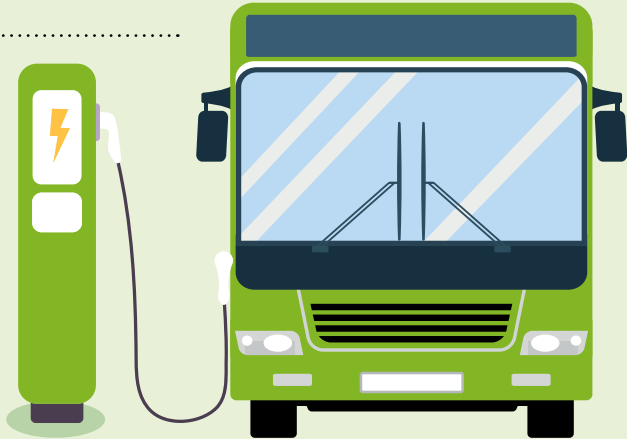
**BUS FLEET 3,562**



**EURO 5 AND ABOVE**  
**87%**

## DIESEL HYBRID/ ELECTRIC BUSES

2022: 56  
2021: 55



## ROAD SAFETY

	2021	2022
Number of accidents per 100,000km	0.1	0.1
Road fatalities	2	3

WORKPLACE INJURY RATE PER 100,000 EMPLOYED PERSONS	2021	2022
<b>Bus</b>	420.9	245.3
<b>Rail</b>	160.0	107.4

## WORKPLACE SAFETY



**100%** WHEELCHAIR ACCESSIBLE BUSES


**FEMALE EMPLOYEES**

2022: 9.5%  
2021: 9.6%



**EMPLOYEE AGE > 50 YEARS OLD**

2022: 38.0%  
2021: 41.5%



**DONATIONS**

2022: \$565,600  
2021: \$597,000